

**WEAVE**

SQUARE COFFEE TABLE  
REF.: 78159



**Materials**

Powder coated aluminium structure. Porcelanic or HPL top. Rope.


**Dimensions**

Length x width x height:  
79,5 x 79,5 x 39,5 cm. / 31.3 x 31.3 x 15.55 in.  
Porcelain top weight: 30,6 Kg. / 67.5 lb.  
HPL top weight: 22,9 Kg. / 50.5 lb.  
Volume: 0,33 m<sup>3</sup>.

**Finish**

Weavings: Rope 8 mm Ø.

Taupe Grey  
60 with  
Taupe Rope



Cream 61  
with Nougat  
Rope



Black 59  
with Black  
Rope



Porcelain top:


Natural  
white 81



Lava  
grey 82



Veined off  
white 85



Basalt  
grey 86




Ochre  
greu 87




HPL top:


Beige



Black



Marbled  
white



Wood



Solid  
taupe



Solid  
white

