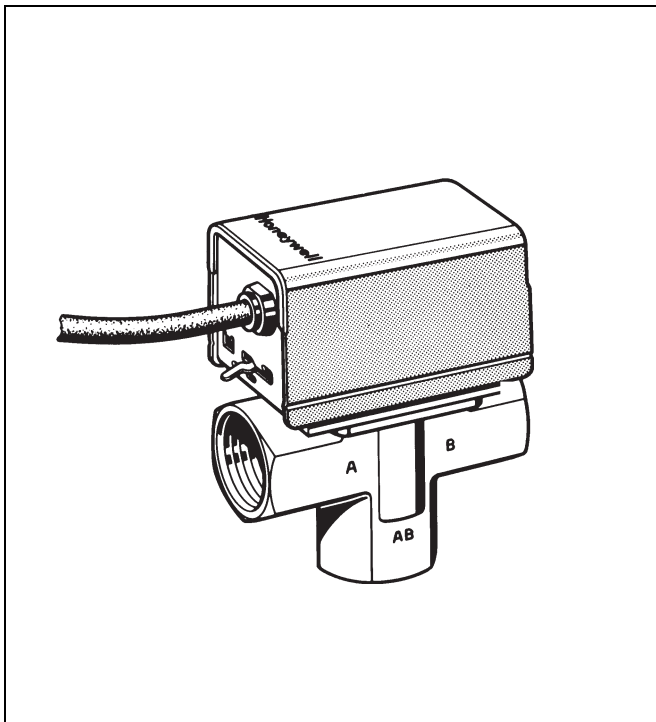


V4044C, V4044F Motorized Zone Valves 3-PORT HYDRONIC VALVES

PRODUCT DATA



Design

V4044C and V4044F zone valves consist of:

- 3-way valve housing with BSPP internal threads
- Control ball assembly
- Actuator assembly with cable
- V4044F1000 with SPDT end switch
- V4044F1034 with SPST end switch

Materials

- Valve housing made of forged brass
- Spindle shaft made of brass
- O-ring seals made of EPDM rubber
- Ball plug made of NBR rubber
- Actuator cover and base made of zinc-plated steel

Application

Honeywell V4044C and F 3-port hydronic valves are used in domestic and small commercial heating and cooling applications to control the flow of hot or cold water.

They are designed for on-off zone control of domestic systems and can be used to control individual fan coil, radiator, space heater or convector applications. They can be controlled by a line voltage SPST controller such as a room thermostat, aquastat or flow switch.

The actuator head is removable without affecting the integrity of the water system.

Features

- Rugged design
- Control by a line voltage SPST controller
- Actuator head installation does not require draining of the system
- High flow rate capacity
- Indifferent to dirt in system

Specifications

Medium	Water or water-glycol mixture (max. 50% glycol content), quality to VDI 2035
pH-value	8...9,5
Operating temperature	5...88°C (41...190°F)
Operating pressure	max. 8.6bar (125psi) static
Differential pressure	see chapter "Dimensions" below
k_{vs} (c_{vs})-value	see chapter "Dimensions" below
Flow	AB →A or B
Starting position	port A normally closed
Voltage	220-240V, 50Hz
Power consumption	6W / 0.042A
Auxiliary switch rating	2.2A at 230Vac, 50Hz
Nominal timing	On: 30 seconds under power Off: 12 seconds under spring return
Protection class	IP20
Electrical termination	Flying lead, heat resistant cable
Shipping temperature	-40...65°C (-40...149°F)
Humidity rating	5...95% r.h. (non-condensing)
Atmosphere	non-corrosive, non-explosive

Function

V4044C and V4044F 2-position hydronic valves are used in domestic and small commercial applications to control the flow of hot or cold water. They consist of an actuator and a valve. With the manual opener set to AUTO and the actuator energized, port A of the valve is opened and port B is closed. When the actuator is de-energized, a spring-return mechanism drives the ball to close port A, opening port B. Port A can also be opened with no electrical power by moving the manual opening lever over the stop and pushing slowly and firmly to the MAN. OPEN position. The stop permits the valve to be locked with port A in the open position. The valve returns to the automatic position when the valve is energized.

A power failure will leave the valve at the spring-returned position. When power is restored, the valve will respond to controller demand.

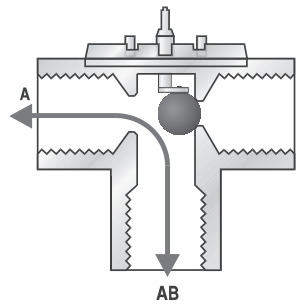


Fig. 1. V4044C/F in energized position (AB-A)

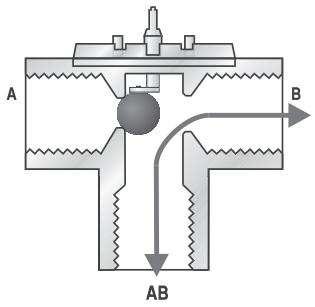


Fig. 2. V4044C/F in de-energized position (AB-B)

NOTE: Port AB is always open

Wiring

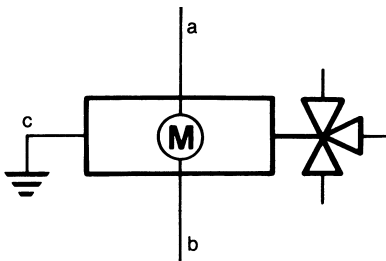


Fig. 3. Wiring diagram for V4044C

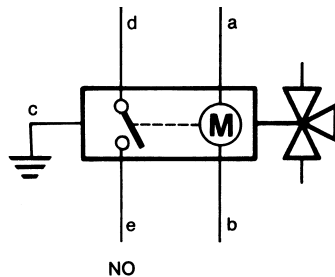


Fig. 4. Wiring diagram for V4044F1034

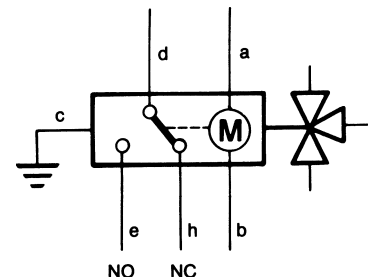


Fig. 5. Wiring diagram for V4044F1000

Table 1. Cable colour coding

a	b	c	d	e	h
brown	blue	green/yellow	orange	grey	white

NOTE: The V4044C has no end switch. It is equipped with a 3 wire cable (line, neutral, earth)
 The V4044F1034 has an SPST end switch. It is equipped with a 5-wire cable (line, neutral, earth, end switch). The end switch closes when the valve is in position AB – B
 The V4044F1000 has an SPDT end switch. It is equipped with a 6-wire cable (line, neutral, earth, end switch NO, end switch NC)

Dimensions

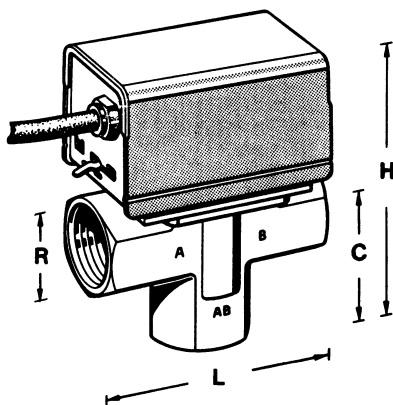


Fig. 6. V4044F 3-way zone valve

Table 2. Main dimensions and other values

Body	k _{vs} -value	max. close-off pressure	Dimensions			
			R	L	C	H
1/2" BSPP (internal)	3.0	1.4bar	1/2"	96	46	128
3/4" BSPP (internal)	6.0	0.7bar	3/4"	96	46	128
1" BSPP (internal)	8.1	0.55bar	1"	96	46	128

NOTE: All dimensions in mm unless stated otherwise.

Ordering Information

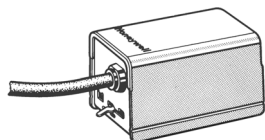
Table 3. Ordering information and OS-Nos. (OS = Ordering System)

Order text	Size	End switch	Cable length	Packing unit	OS-No.
V4044C motorized zone valve	1/2"	—	1.0m	1 pc	V4044C1452/U
	3/4"	—	1.0m	1 pc	V4044C1460/U
	1"	—	1.0m	1 pc	V4044C1478/U
V4044F motorized zone valve with end switch	3/4"	SPDT	1.0m	1 pc	V4044F1000/U
	1"	SPST	1.5m	1 pc	V4044F1034/U
V4044F motorized zone valve with end switch – bulk pack of 10	3/4"	SPDT	1.0m	10 pcs	V4044F1000/B
	1"	SPST	1.5m	10 pcs	V4044F1034/B

NOTE: Valves in bulk packs are not packed individually. Only one installation and operating instruction is supplied with the bulk pack.

Service Parts

Replacement power head



for V4044C	40003916-007
for V4044F1000	40003916-010
for V4044F1034	40003916-053

VISITA NUESTRA TIENDA ONLINE:
www.calemur.es