



SWAROVSKI






SIZE CHART

WWW.SWAROVSKI.COM

A measuring guide for Swarovski rings, bracelets, and necklaces.

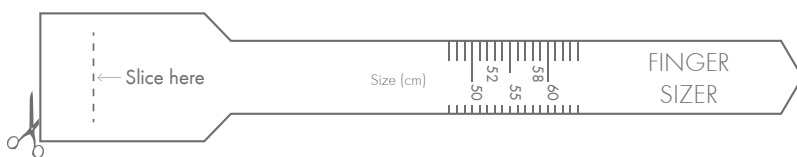
A. Measure an existing ring

Print out this page on an A4 sheet of paper and place an existing ring on the chart's circles until you match your ring's inner diameter. If your ring falls between two sizes, we recommend you order the larger size.

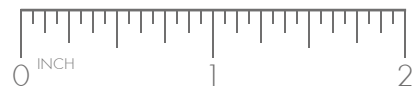
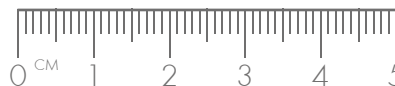
Swarovski sizes	50	52	55	58	60
Diameter (mm)					
Inner diameter (mm)	15.45 - 15.75	16.10 - 16.40	17 - 17.35	17.9 - 18.30	18.6 - 18.9
Europe / Россия	50	52	55	58	60
UK	J½ (15.6mm)	L (16.4mm)	N (17.18mm)	P (18mm) / Q (18.36mm)	R (18.76mm)
USA / Canada	4¾ - 5/XS	6/S	7/M	8/L	9/XL
Australia	J	M	O	Q.5	R.5 - S
Japan	9	10 - 12	13 - 15	16 - 18	19 - 20
Korea	50 (XS /9-10)	52 (S /11-12)	55 (M /14-15)	58 (L /17-18)	60 (XL / 19-20)
Greater China	9	12	15	18	20

B. Measure your finger

1. Print out this page on an A4 sheet of paper and cut out the 'finger sizer' below.
2. Cut a slot along the dotted line and insert the pointed end of the sizer through the slot.
3. Wrap the sizer around your finger, ensuring the measurements are still visible.
4. Move the sizer along until you have reached your finger's largest part.
5. Tighten until the sizer is comfortably adjusted to your finger. Your ring size will be displayed along the slot.



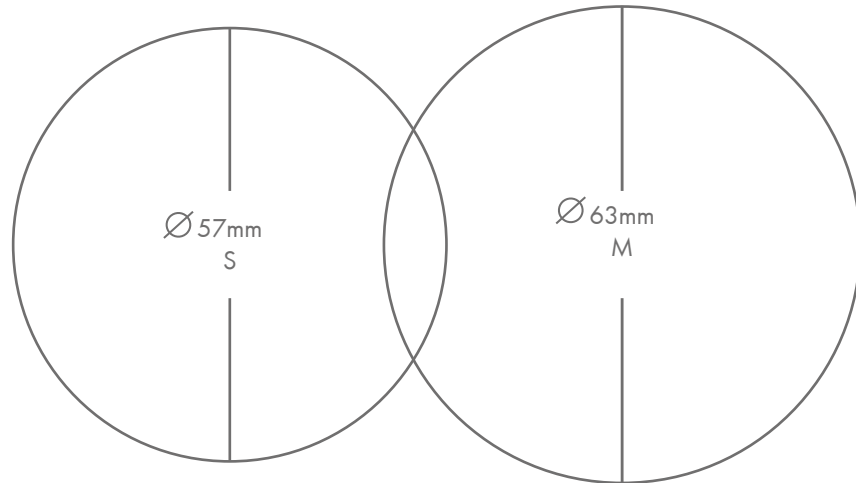
You may verify the accuracy of the measurements with the scales to the right. They are shown in centimeters and in inches.






C. Measure an existing bracelet

Print out this page on an A4 sheet of paper and place one of your bracelets on the chart until you match your bracelet's inner diameter. If your bracelet falls between the two sizes, we recommend you order the larger size.



D. Necklace length guide

Swarovski have drawn a number of illustrations to demonstrate a selection of looks highlighting the varying ranges of necklace length. This has been designed to help you better envisage what your next favourite piece will look like. The model's proportions correspond to approximately 169 cm / 5 ft 5 in.



30 - 33 cm / 12 - 13 inches



35 - 42 cm / 14 - 16 inches



43 - 50 cm / 17 - 19 inches



50 - 62 cm / 20 - 24 inches



70 - 90 cm / 28 - 34 inches



> 115 cm / > 45 inches